

# EX-SDI : 1080p EYEBALL IR Camera with 2.8mm Fixed Lens

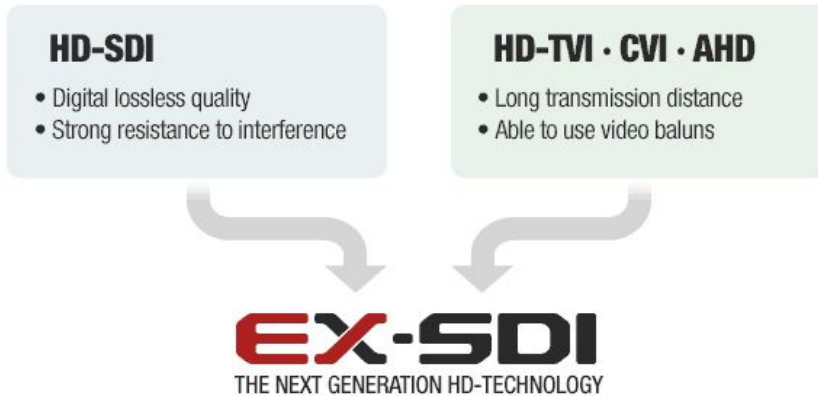


EX-SDI 1080p DC 12V IP66 Outdoor Case color

1/3" Sony CMOS • 2.8mm Mega-Pixel Fixed Lens • 25 IR LED • True Day & Night (ICR) • DNR (Digital Noise Reduction) • EX-SDI / HD-SDI selectable • Balun compatible


## What is EX-SDI?

Union of great advantages from all existing technologies



## The Secrets

EX-SDI utilize low frequency signal combine with the new VLC (Visually Lossless CODEC) technology, able to push up 99% identical image quality at more than twice the transmission distance.



## Ready for 4K

EX-SDI is built in mind of adopting 4K resolution to security. Thanks to the EX-SDI VLC feature, because of that it is possible to transmit 4K in realtime FPS over coaxial cable.

## Video Balun compatible

UTP cable is another option to transmit EX-SDI video signal in order to reduce cable cost. Specialized video balun for EX-SDI is required. (sold separately)

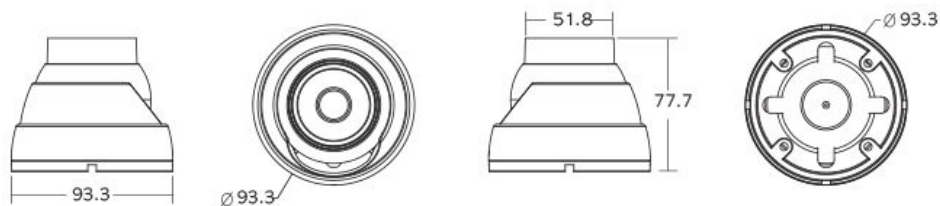


## FEATURES

- 2.8mm Fixed Lens
- **1080p** FULL HD Flawless Video
- 1/2.9" Sony CMOS
- 0 Lux at IR On (IR : 25pcs)
- DNR (Digital Noise Reduction) / True Day & Night (ICR)
- Easy Installation
- DC 12V

Resolution	1080P
Sensor	1/2.9 inch SONY CMOS (IMX-222 / IMX322)
Total Pixels	2000(H) × 1241(V) = 2,482,000
Effective Pixels	1944(H) × 1092(V) = 2,122,648
Scanning System	Progressive
S/N (Y Signal)	More then 52 dB (AGC Off)
Video Output	SMPTE274M (HD-SDI)
Min. Illumination	IR Product: 0 Lux at IR On
White Balance	Auto
Shutter	Auto (1/30sec ~ 1/60,000sec)
AGC	ON
DNR	ON
Day & Night	ON
Operating Temp / Humidity	-10°C ~ +50°C(14°F ~ 122°F) / 30%~80% RH
Storage Temp / Humidity	-20°C ~ +60°C(-4°F ~ 140°F) / 20%~90% RH
Power	DC 12V
Signal Transmission	The distant difference is occurred according to cable option and other circumstances. (based on 5C-HFBT : HD-SDI (200M) / EX-SDI (400M))

## DIMENSIONS



unit : mm

## Camera Inputs & Outputs




EX-SDI Output



DC Power Input

### Camera Contents




Mounting Screws × 4



Screw Anchor × 4



Mount Lock L-Wench



Installation Documents



Mounting Guide  
Pattern